

**WEIGHTS & MEASURES DEPARTMENT
GOVERNMENT OF NCT OF DELHI
C- BLOCK, VIKAS BHAWAN, DELHI**

USER MANUAL

MANUFACTURER LICENSE

**Online System for Licenses under the Legal
Metrology Act, 2009 and Rules framed thereunder**

Step 1:

Visit

http://web.delhi.gov.in/wps/wcm/connect/DoIT_Weight/weight+n+measures/home and go to "Our Services" -> Online Application for Licences

/in/wps/wcm/connect/DoIT_Weight/weight+n+measures/home

delhi.gov.in
Govt. of NCT of Delhi

Weights & Measures Department

Home

Welcome to the Department of Weights and Measures

Introduction

With a view to provide a coherent scheme and uniform standards of Weights & Measures, the first Act namely Standards of W&M Act 1956 was enacted based on metric system and International system of units recognized by OIML – International Organization of legal metrology. With regard to keep pace with rapid advances made in the field of science and technology all over the world, CGPM evolved a practical system of units known as SI units (Le Systeme International of Units) to facilitate working. It includes seven base units, two supplementary units and about 50 derived units. The primary units established by 1956 Act. The OPML, responsible for preparation of International laws – on legal metrology prepared the draft of a legislation for enactment by member countries adopting metric convention. India is one of the members of OIML: International Organization of legal metrology.

Our Services

- Court Cases
- EOP for Person with Disabilities
- List of All Dealers
- List of All Manufacturers
- List of All Petrol Pump
- List of All Repairers
- LPG GAS LIST
- Public Information
- Salary Details
- SOP of Inspections from Weights and Measures Department
- Tender Notices
- Online Application for Licences**
- The Legal Metrology Act 2009**
- Delhi Legal Metrology (Enforcement) Rules 2011 (English) (Hindi)**

Latest News

- Automated System of Allocation Govt. of Delhi (GDAWA)
- Common Assistant Accounts Officer (Civil Examination) 2021 (Part-I and Part-II)
- Delhi Budget 2022-23, Citizen Participation
- Dissemination of abridged editions of Securities of India Gazette
- Draft Delhi Road Safety Policy
- Economic survey-2018-19
- Empanelment of Ms ICSI for hiring of contractual manpower
- Extension of date Application for the post of Group Director Members for Lok Adalats
- For any Covid related information or queries please call 1021.
- Guidelines for Medal RFP Documents

Local Services

tra_pradesh.pdf

Step 2:

Click on the link, for redirected to Online Application Licenses URL
<http://degs.org.in/wm/>

The screenshot displays the website for the Legal Metrology Department of the Government of NCT of Delhi. The browser's address bar shows the URL <http://degs.org.in/wm/>. The website features a blue header with navigation links: Home, Dashboard, Log in, Track your application, Pay Fee Here, Search, Amendment, and Contact Us. On the left, there is a sidebar with 'Registration Forms' and 'Return Filing' sections. The 'Registration Forms' section includes buttons for Manufacturers, Repairs, Dealer, Packer, and Importer. The 'Return Filing' section includes buttons for Manufacturer, Dealer, and Repairs. The main content area is titled 'Weights & Measures Department' and includes an 'Introduction' section. The introduction text states: 'With a view to provide a coherent scheme and uniform standards of Legal Metrology Department, the first Act namely Standards of W&M Act 1956 was enacted based on metric system and international system of units recognized by OIML – International Organization of legal metrology. With regard to keep pace with rapid advances made in the field of science and technology all over the world, CGPM evolved a practical system of units known as SI units (Le Systeme Internation d' Units) to facilitate working. It includes seven base units, two supplementary units and about 50 devised units enimated from six primary units established by 1956 Act. The OPML, responsible for preparation of International laws – on legal metrology prepared the draft of a legislation for enactment by member countries adopting metric convention. India'.

Step 3:

On the Home Page, select “The Services which you want to availed” as shown :



The screenshot shows the homepage of the Legal Metrology Department of Delhi. The header includes the department name and navigation links: Home, Dashboard, Log in, Track your application, Pay Fee Here, Search, Amendment, and Contact Us. Below the header, there is a banner for Demand Draft (DD) and a central section for the Weights & Measures Department with icons for weights, scales, and measuring tools. On the left sidebar, under 'Registration Forms', the 'Manufacturer' button is highlighted with a red box. Below it are buttons for Repairer, Dealer, Packer, and Importer. Under 'Return Filing', there are buttons for Manufacturer and Dealer.

Step 4:

View the list of services and ‘click’ for the relevant service (in the current case ‘Grant/Renewal of dealing license’) and view the Mandatory Document required, Guidelines, Approval Procedure etc....

SCHEDULE II-A [Refer rule 11(1)] FORM LM-1

Application form for Licence as manufacturer under the
Legal Metrology Act,2009

Key points to be remembered while submitting the
application form

1. The applicant having place of business in **Delhi area** can only Apply!

Online Fees For Manufacturer Rs. 500/-, Repairer Rs. 100/-, Dealer Rs. 100/-, Importers Rs. 500/-, Packers Rs.500/-.

2. All document should be self attested and uploaded in pdf file. The size of the pdf file should not be more than 2 MB.
3. If your file is more than 2 MB please reduce pdf file size through this link [Click Here to reduce pdf file size.](#)
4. Passport size photograph should be uploaded in .jpg format only.
5. [Combine Multiple JPG files into one JPG file](#)

Mandatory Documents to be uploaded

1. Proof of legal title of the premises, attested copy of the sale deed/allotment letter, property tax receipt.
2. Rent receipt/Rent Agreement/NOC from the owner.
3. list of tools and testing equipments with verification certificate (if applicable).
4. Copy regarding constitution of the firm.
5. M.C.L. / Original Lal Dora Certificate / Industrial Area.
6. List of skilled/unskilled workers with their names and address.
7. Modal approval received from GOI.
8. Passport size photograph (all Directors/all Partners/Proprietor) through this link [Combine Multiple JPG files into one JPG file](#)

Optional Documents

1. Monogram

Guidelines For The Grant Of Manufacturer Licence

[Click here to view](#)

Approval Procedure

After submitting the complete application by the applicant along with the requisite fee, the concerned LMO of the concerned Zone visits the premises of the applicant and if the functioning of the firm found as per guidelines of the department, he recommends the application for granting the license / registration to the competent authority through the concerned Zonal officer. Thereafter the competent authority after scrutinizing grants its approval / rejection. On grant of license, automatic SMS alert and e-mail is sent to the applicant on registered mobile number. Applicant can print license / registration certificate digitally signed by the competent authority online.

[Click here to fill & Submit Application Form](#)

Step 5:

Proceed by selecting 'Click here to Fill and Submit Application Form'

SCHEDULE II-A [Refer rule 11(1)] FORM LM-1

Application form for Licence as manufacturer under the Legal Meterology Act,2009

Key points to be remembered while submitting the application form

1. The applicant having place of business in **Delhi area** can only Apply!
2. Online Fees For Manufacturer Rs. 500/-, Repairer Rs. 100/-, Dealer Rs. 100/-, Importers Rs. 500/-, Packers Rs.500/-
3. All document should be self attested and uploaded in pdf file. The size of the pdf file should not be more than 2 MB.
4. If your file is more than 2 MB please reduce pdf file size through this link [Click Here to reduce pdf file size.](#)
5. Passport size photograph should be uploaded in .jpg format only.
6. [Combine Multiple JPG files into one JPG file](#)

Mandatory Documents to be uploaded

1. Proof of legal title of the premises, attested copy of the sale deed/allotment letter, property tax receipt.

2. Rent receipt/Rent Agreement/NOC from the owner.
3. list of tools and testing equipments with verification certificate (if applicable).
4. Copy regarding constitution of the firm.
5. M.C.L. / Original Lal Dora Certificate / Industrial Area.
6. List of skilled/unskilled workers with their names and address.
7. Modal approval received from GOI.
8. Passport size photograph (all Directors/all Partners/Proprietor) through this link [Combine Multiple JPG files into one JPG file](#)

Optional Documents

1. Monogram

Guidelines For The Grant Of Manufacturer Licence

[Click here to view](#)

Approval Procedure

After submitting the complete application by the applicant along with the requisite fee, the concerned LMO of the concerned Zone visits the premises of the applicant and if the functioning of the firm found as per guidelines of the department, he recommends the application for granting the license / registration to the competent authority through the concerned Zonal officer. Thereafter the competent authority after scrutinizing grants its approval / rejection. On grant of license, automatic SMS alert and e-mail is sent to the applicant on registered mobile number. Applicant can print license / registration certificate digitally signed by the competent authority online.

[Click here to fill & Submit Application Form](#)

Step 6:

Fill the application form as shown below

Application form for Licence as Manufacturer under the Legal Metrology Act,2009

Name of the manufacturing concern for which licence is desired:*

Complete address of the concern:*

Whether premises are owned/rented/taken on lease/leave licence/duly supported by documents:*

Date of establishment of workshop/factory:*

Name(s) and address(s) along with their father's /husband's name of Proprietor(s) and or Partners and Director(s) in case of Limited Company:

SNo	Name	Father's/Husband Name	Residential Address	Designation
1	<input type="text"/>	<input type="text"/>	<input type="text"/>	<input type="text"/> Delete
				Add More Partne

Type of weights & measures manufacturing:*

- Electronic Weights & Measures
- Mechanical Weights Measures
- Both Electronic & Mechanical Weights & Measures
- Auto & Taxi Fare Meter

Zone:*

Registration Number of factory/shop/establishment/Municipal Trade Licence:

Registration Date of factory/shop/establishment/Municipal Trade Licence:

Nature of manufacturing activities at present:

Number of persons employed/proposed to be:

Skilled:*

Semi-Skilled:*

Unskilled:*

Specialist trained in the lines:*

The monogram or trademark is intended to be imprinted on weights and measures to be manufactured:*

Details of machinery tools,accessories,owned and used for manufacturing weights measure etc.:*

Details of Foundry/workshop facilities arranged. Whether ownership, long term lease etc.:

Facilities for steel casting and hardness testing of vital parts etc. or other means:

Availability of Electric energy:*

Loan received from Government or financial institution:

GST/IT/Professional Tax registration:

Tax registration Number on the above mentioned:

Have you applied previously for a manufacturer's licence?:*

Whether the item(s) proposed to be manufactured will be sold within the state or outside or both:*







Details of Modal Approval recieved from government of India:*

When can you produce for inspection samples of your products for which licence is desired?:*

Mobile No.:*

e-mail Id.:

Documents to be produced at the time of inspection:

Sl. no.	Document Name if file more than 2MB please reduce PDF file size	Check
1.	Proof of legal title of the premises, attested copy of the sale deed/allotment letter, property tax receipt.*	
2.	Rent receipt/Rent Agreement/NOC from the owner*	
3.	list of tools and testing equipments with verification certificate (if applicable).*	
4.	Copy regarding constitution of the firm.*	
5.	M.C.L. / Original Lal Dora Certificate.*	
6.	List of skilled/unskilled workers with their names and address.*	
7.	Upload Photo (all directors/all partners/proprietor) Combine Multiple JPG files into one JPG file *	

Continue for payment

*** marks are mandatory fields.**

All document should be uploaded in pdf file and should be self attested and should not be more than 2 MB.

passport size photograph should be uploaded in .jpg format only.

Step 7:

Upload the Documents and select “Continue for Payment” to get payment details and further click “Confirm Payment” to complete the payment.

Registration of importer of weights & measures, if any:-	बाल तथा मापक आयातक का पंजीकरण
Approval of model imported into India by Central Government:*	मॉडल का अनुमोदन केन्द्र सरकार द्वारा भारत में
Registration Number of GST/Professional Tax/Income Tax:	Select
Tax registration Number on the above mentioned:	
Have you applied previously for a dealer's licence, either in this State or elsewhere?:*	Select
When can you produce for inspection samples of your products for which licence is desired?:*	mm/dd/yyyy
Mobile No.:	मोबाइल नंबर
e-mail Id.:	ईमेल आईडी

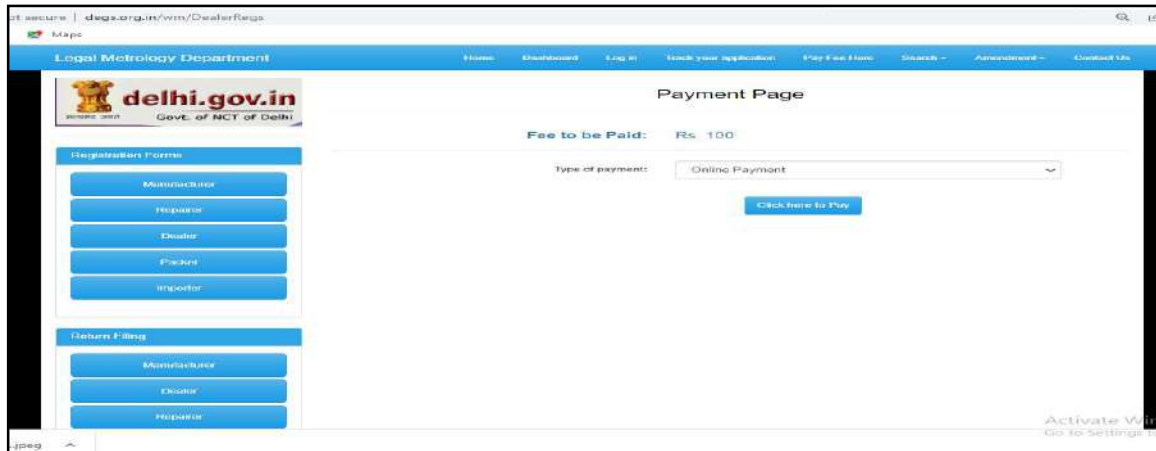
Documents to be produced at the time of inspection:

Sl. no.	Document Name if file more than 2MB please reduce PDF file size	Check
1.	Proof of legal possession, whether the proposed premises is owned/rented/taken on lease duly supported by documents/NOC from owner.*	<input type="button" value="Choose File"/> No file chosen
2.	Proof of the status of the applicant, whether proprietor/partners/company, duly supported by documents along with their residential address.*	<input type="button" value="Choose File"/> No file chosen
3.	Proof of registration number of factory/shop/establishment/municipal trade licence/lal dora certificate/usage of premises as commercial.*	<input type="button" value="Choose File"/> No file chosen
4.	A site plan of the premises proposed with availability of space for different activities.*	<input type="button" value="Choose File"/> No file chosen
5.	Upload Photo (all directors/all partners/proprietor)Combine Multiple JPG files into one JPG file*	<input type="button" value="Choose File"/> No file chosen
6.	Authorisation letter for Dealership.*	<input type="button" value="Choose File"/> No file chosen

* marks are mandatory fields.
All document should be uploaded in pdf file and should be self attested and should not be more than 2 MB.
Passport size photograph should be uploaded in .jpg format only.

Step 8:

Click “Online Payment” as shown below:



Step 9:

Complete the online payment transaction by selecting the suitable gateway



Payment Details



Order id	D20220927101
Transaction ID	1864257475847
Amount	100.00

Submit

Step 10:

Complete the payment by paying the requisite fee.

The screenshot shows the SBlePay payment gateway interface. The browser address bar displays "sblepaysbi/secure/Aggregator/Hosted/Listen?no-back-button". The page features the SBlePay logo and a navigation menu with options: Debit Card, Internet Banking, and BHIM UPI. The main section is titled "Payment Details" and contains a form for card payment. The form fields include: Card Number, Expiry Date/Valid Thru (Month and Year dropdowns), CVM/CVC 4-DBC, and Name of the card holder (Name as on card). A checkbox option is present: "Use your GSTIN for claiming input tax (Optional)". A yellow "Pay Now" button and a "Cancel" link are at the bottom of the form. To the right, an "Order Summary" box displays: Order No.: 1664257475847, Merchant Name: The Weights and Measures Department, Delhi, Amount: 100.00, Processing fee, GST, and Total. At the bottom right, there is a watermark for "Activate Windows" and a "Show all" button.

Step 11:

Once the application is submitted, user can track the status of his application online

The screenshot shows the Legal Metrology Department website. The header includes the department name and navigation links: Home, Dashboard, Log in, Track your application, Pay Fee Here, Search, Amendment, and Contact Us. The main content area features a "Track Your Application" section with a search bar labeled "Enter the Application I.D.:" and a "Search" button. Below this is an "Application Cycle" diagram showing a flow from "Apply" to "Zonal Officer", "Inspector", "Zonal Officer", "Assistant Controller", and finally "Approved /Rejected". On the left side, there are two sections: "Registration Forms" with buttons for Manufacturer, Repairer, Dealer, Packer, and Importer; and "Return Filing" with buttons for Manufacturer and Dealer.

Step 12:

Once the application is Approved, the user can download the final certificate by clicking the link as shown below:

The screenshot displays the 'Legal Metrology Department' website interface. The page title is 'Legal Metrology Department'. The main content area is titled 'Track Your Application' and features a search bar for 'Enter the Application I.D.' with the value 'W20220714' and a 'Track' button. Below this is an 'Application Cycle' diagram showing a flow from 'Apply' to 'Zonal Officer', 'Inspector', 'Zonal Officer', 'Assistant Controller', and finally 'Approved/Rejected'. The 'Current status of your application:' section states 'Your application has been approved.' and includes a field for 'Enter Mobile No. for download e-License' with a 'Download Certificate' button. The left sidebar contains navigation links for 'Registration Forms' (Manufacturer, Retailer, Order, Packer, Inspector) and 'Return e-Tag' (Manufacturer, Dealer, Retailer). The bottom of the page shows a Windows taskbar with the search bar, task icons, and system tray information including '33°C Haze', '15:43', and '03-10-2022'.

Online Final Certificate SAMPLE:

SAMPLE



OFFICE OF THE CONTROLLER OF LEGAL METROLOGY

Schedule VI
(See rule 12(3))

(Licensing Forms-Form LM-3)

LICENCE TO MANUFACTURE IN WEIGHTS, MEASURES,
WEIGHING INSTRUMENTS OR MEASURING INSTRUMENTS.

Licence No.: M2016

Dated at New Delhi: 07/Oct/2016

1. The Controller of Legal Metrology hereby grants to
Products, Address:
Delhi- . licence to manufacture the following:- Weighing Instruments
(Indicate details of the types of weights, measures, weighing instruments or measuring
instruments that are licensed to be manufactured by the party)
2. The Licence is valid for the party named above in respect of his workshop located at:
3. This licence is valid from 07/Oct/2016 to 31 December, 2016.
4. The manufacturer shall comply with the conditions noted overleaf, if he fails to comply with any
one of these, his licence is liable to be cancelled.
5. The trade mark monogram being used by the manufacturer is as under.

Digitally signed by SHALESH KUMAR
Date: 2016.10.07 17:41:25 +05:30
Reason: I declare this document is legal
Location: Delhi

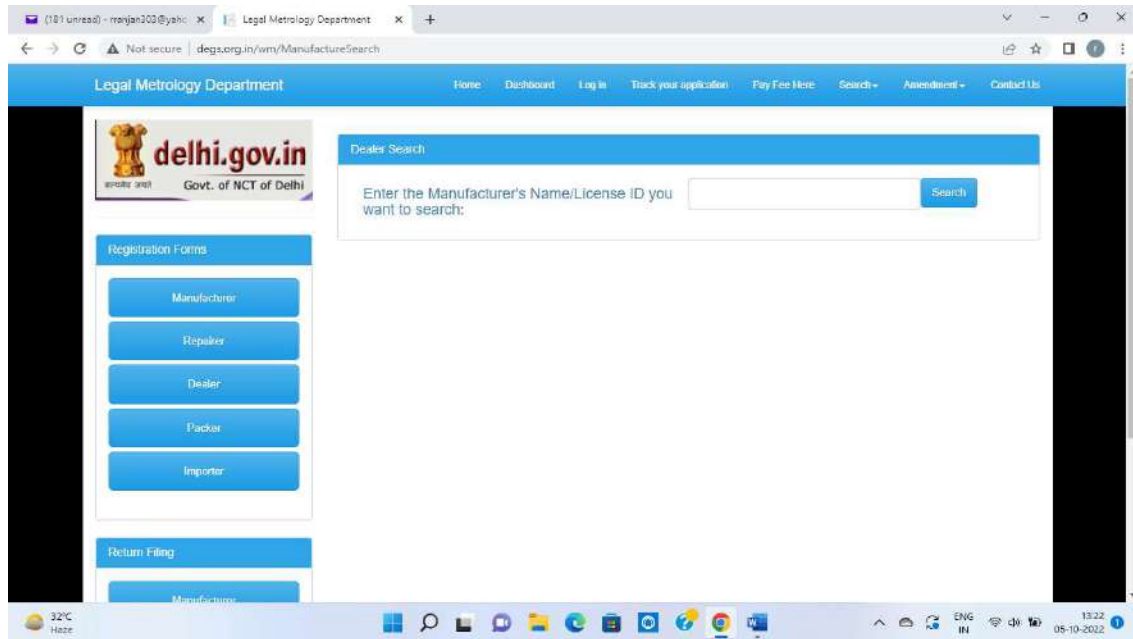
NOTE : In the case of firms, its name with the names of all person having any interest in the business should be given in paragraph 1

CONDITIONS OF LICENCE

1. The person in whose favour this licence is issued shall:
 - (a) Comply with all the relevant provisions of the Act and Rules for the time being in force.
 - (b) Not encourage or assist in any subversion of the provisions of the Act, or Rules for the time being in force.
 - (c) Exhibit this licence in some conspicuous part of the premises to which it relates.
 - (d) Comply with any general or special directions that may be given by the Controller of Legal Metrology
 - (e) Surrender the licence in the event of closure of business and/or cancellation of Licence.
 - (f) Submit the application for renewal of this licence, as required under the Rules before atleast thirty days of the date of expiry of the validity of the licence.
 - (g) Not sell, or offer, expose or possess for sale any non standard weight or measure.
 - (h) Every condition prescribed after the issue of this licence shall, if notified in the official Gazette, be binding on the persons to whom the licence has been granted.

Verification by Third Party: Licenses in Public domain

Step 1: Go to Search Section on portal (<http://degs.org.in/wm/DealerSearch/>) and Enter the Dealer Name/License ID etc.." and may see the License.



Dash-Board on Home Page link

<http://degs.org.in/wm/DashboardView>

District	Manufacturer					Dealer					Importer					Packer					
	Approved	Renewed	Suspended	Expired	Relocated	Approved	Renewed	Suspended	Expired	Relocated	Approved	Renewed	Suspended	Expired	Relocated	Approved	Renewed	Suspended	Expired	Relocated	
Delhi	3	0	0	0	0	0	0	0	0	0	0	0	0	0	0	0	0	0	0	0	0
Central	2	1	0	0	1	31	12	0	0	0	1	108	24	0	4	80	32	14	0	0	11
East	2	1	0	0	1	42	17	0	0	0	4	21	7	4	0	14	21	27	7	0	4
New Delhi	0	0	0	0	0	2	3	0	0	0	1	0	0	0	0	0	13	3	1	0	0
North	2	1	0	0	1	17	10	0	0	0	8	7	8	3	0	82	24	12	0	0	1
North East	14	10	0	0	4	21	18	0	0	0	12	22	18	0	4	18	4	0	0	0	2
North West	42	27	0	0	16	62	38	0	0	3	21	28	17	0	1	8	121	27	0	0	1
South	3	2	0	0	1	35	14	0	0	4	22	16	7	0	0	2	270	65	0	12	173
South West	11	8	0	0	1	8	12	0	0	1	10	4	4	0	0	0	121	30	0	3	70
Special	0	0	0	0	0	0	0	0	0	0	0	0	0	0	0	0	0	0	0	0	0
West	10	8	0	0	1	3	24	18	0	0	3	13	13	0	0	0	185	67	0	4	114

The End